



Virginia Cooperative Extension

Virginia Tech • Virginia State University

What to Expect After Registering for a VCE Program That Uses the Canvas System

1. **Emails to expect:** After you complete your registration, you will receive several emails from vceprograms@vt.edu. If you set up a new account while registering, these emails will include:
 - a. **Virginia Cooperative Extension User Name** – this email confirms the username you have set on your new registration account
 - b. **Virginia Cooperative Extension New Account – Set Your Password** – this email provides a link to set your password for your new registration account. This email comes right after you have completed your registration, and the link is only valid for 30 minutes.

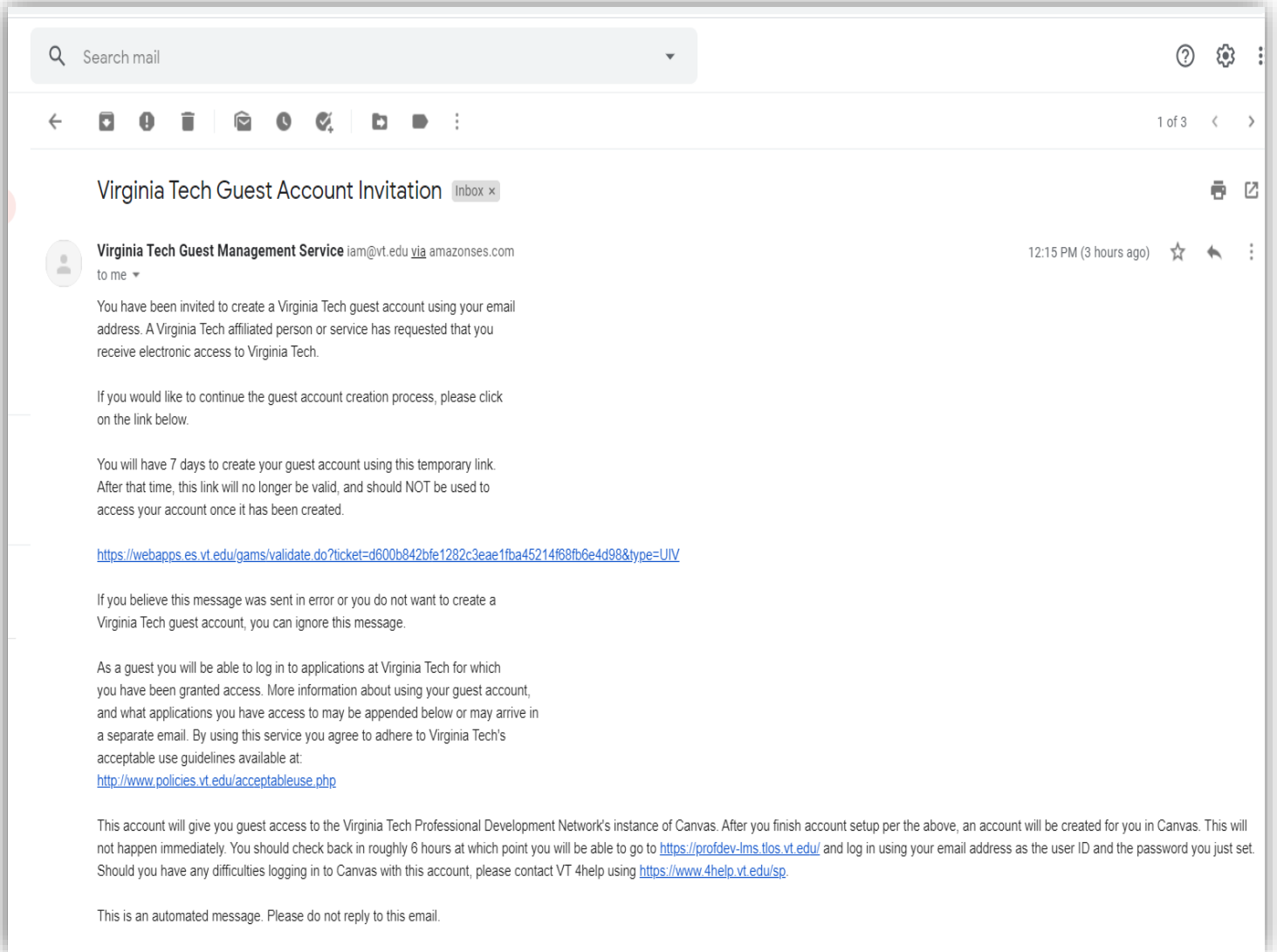
All Registrants (new and existing accounts) will also receive the following emails from vceprograms@vt.edu:

- a. **Virginia Cooperative Extension Enrollment Notification** – this email confirms your enrollment in the program
- b. **Virginia Cooperative Extension Confirmation** – this email provides special information about your course enrollment, including detailed instructions for accessing the program on the Canvas system. This email also includes an attached PDF of your payment receipt.
- c. **Receipt Notification** – this email is from bursar@mail.bursar.vt.edu, and provides details of your credit card payment.

Continued on next page....

What to Expect After Registering for a VCE Program That Uses the Canvas System

- Canvas Guest Account Activation Process:** Within 2 hours of registering, you should receive a Virginia Tech Guest Account Invitation email from Virginia Tech Guest Management Service (iam@vt.edu). It is important that you watch for this email as it has a temporary link for you to activate your VT guest account and set your password. You must active your account within 7 days of receiving the email or the invitation will expire. If you do not see this email come in within 2 hours of registering, please be sure to check your spam, junk and trash folders in your email. The email looks like this:



****NOTE: Virginia Tech/VCE faculty and staff will not receive a VT guest account invitation. After receiving an email from Virginia Tech Canvas (notifications@instructure.com) with the subject line Course Enrollment, sign in to Canvas at <https://profdev-lms.tlos.vt.edu> with your PID.**

What to Expect After Registering for a VCE Program That Uses the Canvas System

- Click on the link in the VT Guest Account Invitation email and follow the on-screen instructions to activate your guest account. The activation screen looks like this:

The screenshot shows the 'Activate Guest Account' page for Virginia Tech. The page has a dark red header with the Virginia Tech logo and the text 'Guest Account Management Service'. Below the header, there is a section titled 'Activate Guest Account' with a welcome message to 'vceprogramstest@gmail.com'. The form is divided into several sections: 'Display Name' with fields for Prefix, First Name, Middle Name, Last Name, and Suffix; 'Password' with fields for Password and Confirm Password; and 'Contact Information' with fields for Street 1, Street 2, Street 3, P.O. Box, City, State/Province, Postal Code, Country, and Phone Number. An 'Activate' button is located at the bottom left of the form.

VirginiaTech
Invent the Future | **Guest Account Management Service**

Activate Guest Account

Welcome **vceprogramstest@gmail.com**.
Please complete the form below to finish registering your guest account.

Required fields marked with *

Display Name

Prefix e.g. Mr, Ms

First Name*

Middle Name

Last Name*

Suffix e.g. JR, SR

Password

Due to VT security policy, your password will expire one year from creation. Read more about [password requirements](#).

Password*

Confirm Password*

All contact information below is optional.

Contact Information

Note that the 'Street 1' field must be present for all addresses.

Street 1

Street 2

Street 3

P.O. Box

City

State/Province

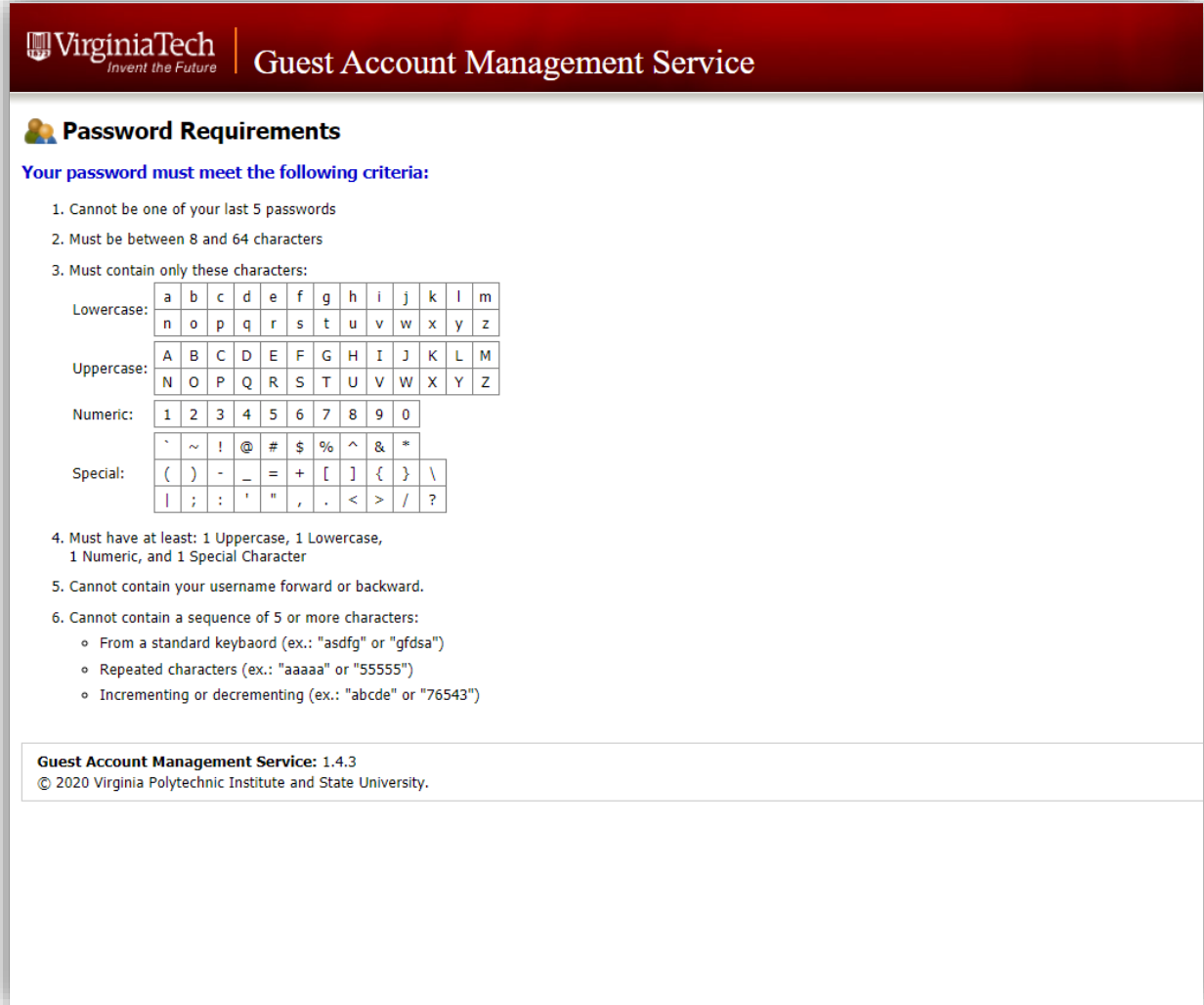
Postal Code

Country

Phone Number
[10 digits, no dashes or spaces]

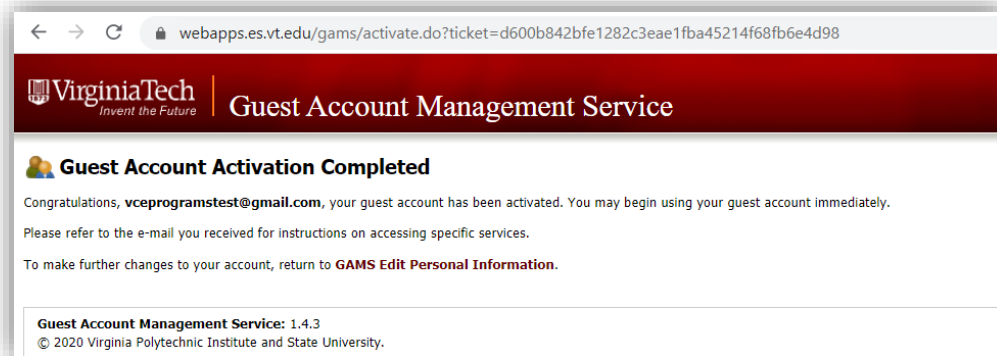
What to Expect After Registering for a VCE Program That Uses the Canvas System

During your Guest Account activation process, you will be asked to create a password. The password requirements are:



The screenshot shows the 'Guest Account Management Service' interface. At the top is the Virginia Tech logo and the text 'Guest Account Management Service'. Below this is a section titled 'Password Requirements' with a sub-header 'Your password must meet the following criteria:'. There are six numbered criteria. Criterion 3 includes a table of allowed characters: lowercase letters (a-m, n-z), uppercase letters (A-M, N-Z), numeric digits (1-0), and special characters (`, ~, !, @, #, \$, %, ^, &, *, (,), -, =, +, [,], {, }, \, |, ;, :, ', ", , , ., <, >, /, ?). Criterion 4 specifies at least one uppercase, one lowercase, one numeric, and one special character. Criterion 6 lists disallowed sequences: standard keyboard keys, repeated characters, and incrementing/decrementing sequences. At the bottom, it says 'Guest Account Management Service: 1.4.3' and '© 2020 Virginia Polytechnic Institute and State University.'

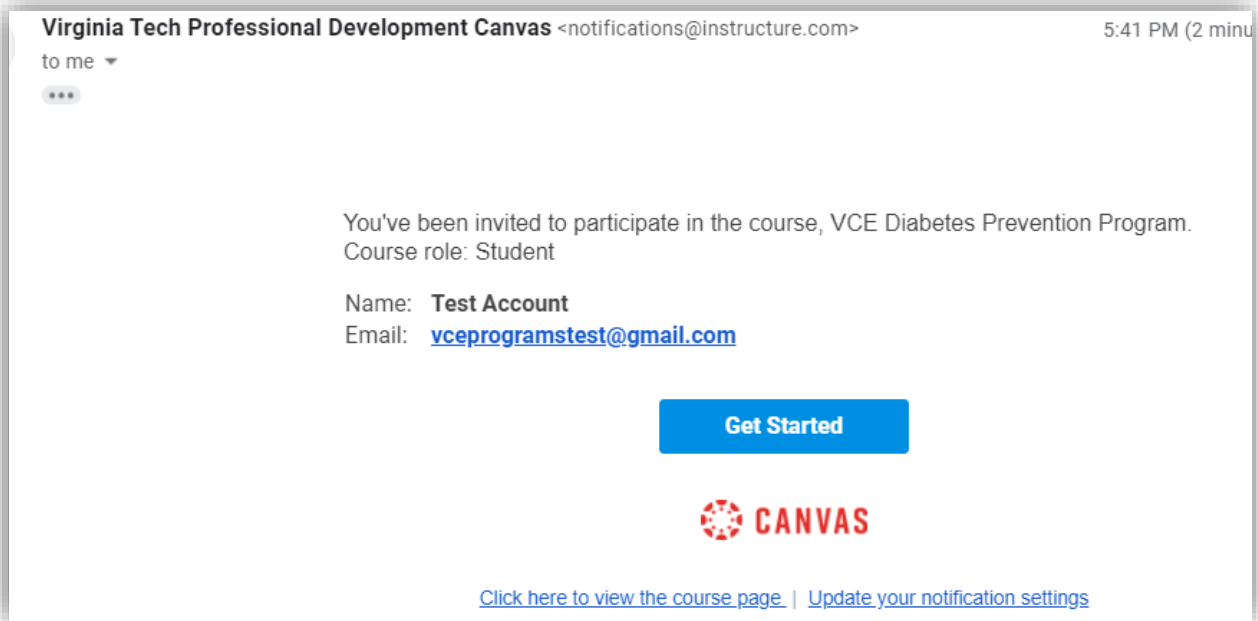
4. Be sure you receive a verification from the system that your Guest Account has been successfully activated:



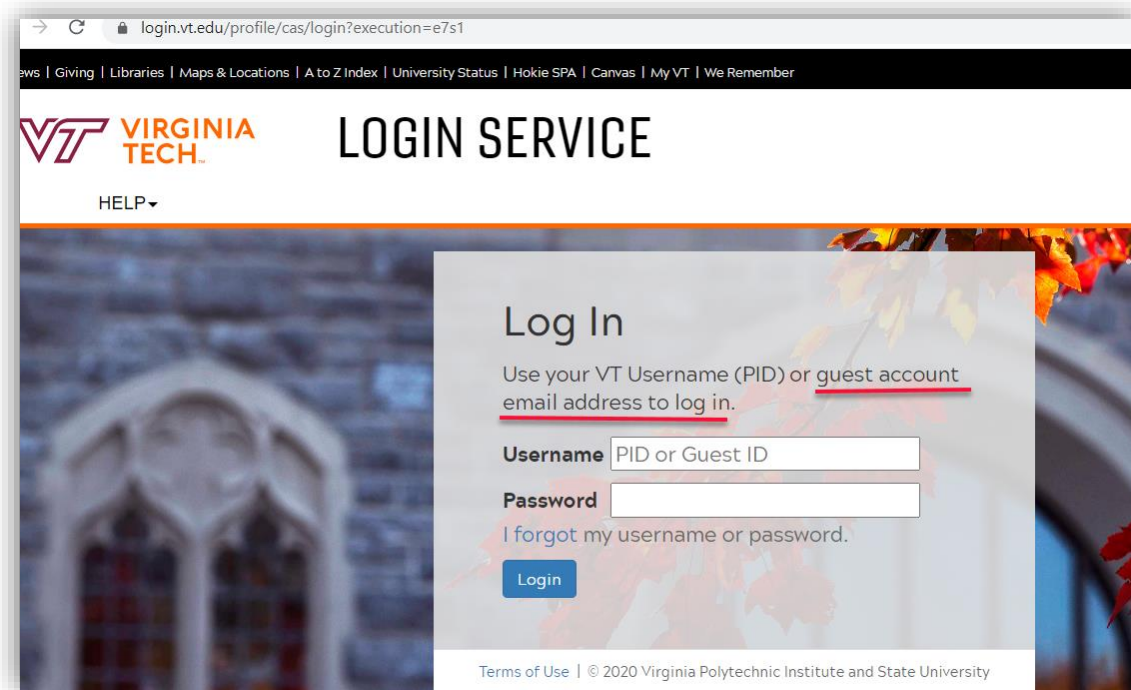
The screenshot shows a web browser window with the URL 'webapps.es.vt.edu/gams/activate.do?ticket=d600b842bfe1282c3eae1fba45214f68fb6e4d98'. The page header includes the Virginia Tech logo and 'Guest Account Management Service'. The main heading is 'Guest Account Activation Completed'. The text reads: 'Congratulations, vceprogramstest@gmail.com, your guest account has been activated. You may begin using your guest account immediately. Please refer to the e-mail you received for instructions on accessing specific services. To make further changes to your account, return to GAMS Edit Personal Information.' At the bottom, it says 'Guest Account Management Service: 1.4.3' and '© 2020 Virginia Polytechnic Institute and State University.'

What to Expect After Registering for a VCE Program That Uses the Canvas System

5. Within **6 hours** of activating your VT guest account, you will receive an email from Virginia Tech Canvas (notifications@instructure.com) with the subject line Course Enrollment. This email indicates you can now sign in to Canvas and access the program.

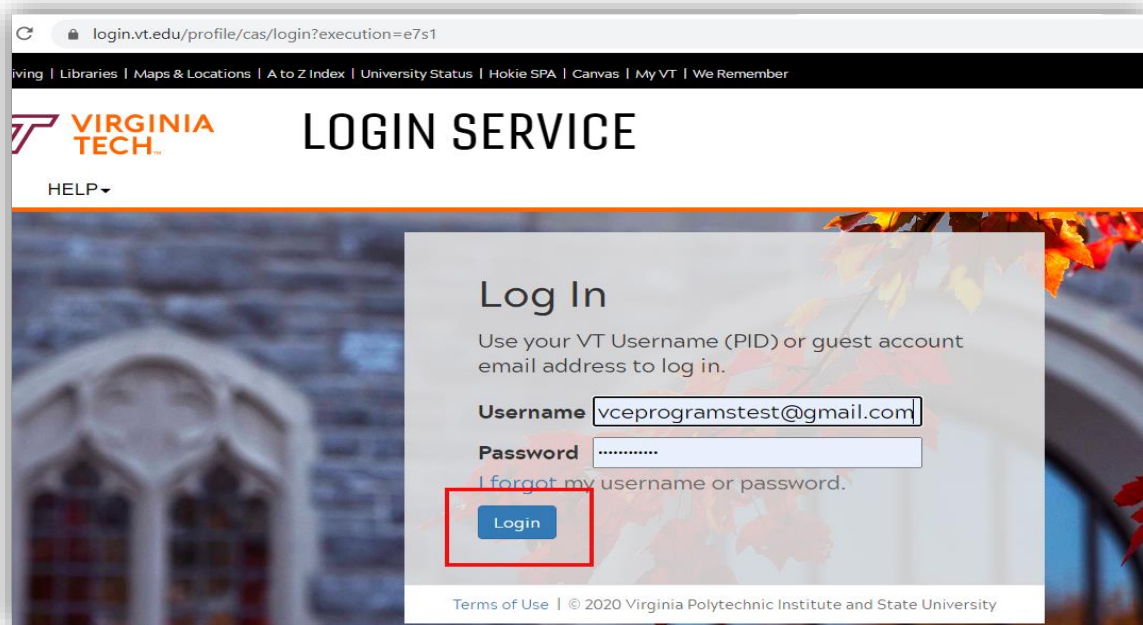


6. To sign into the Canvas course site, please go to <https://profdev-lms.tlos.vt.edu/>.

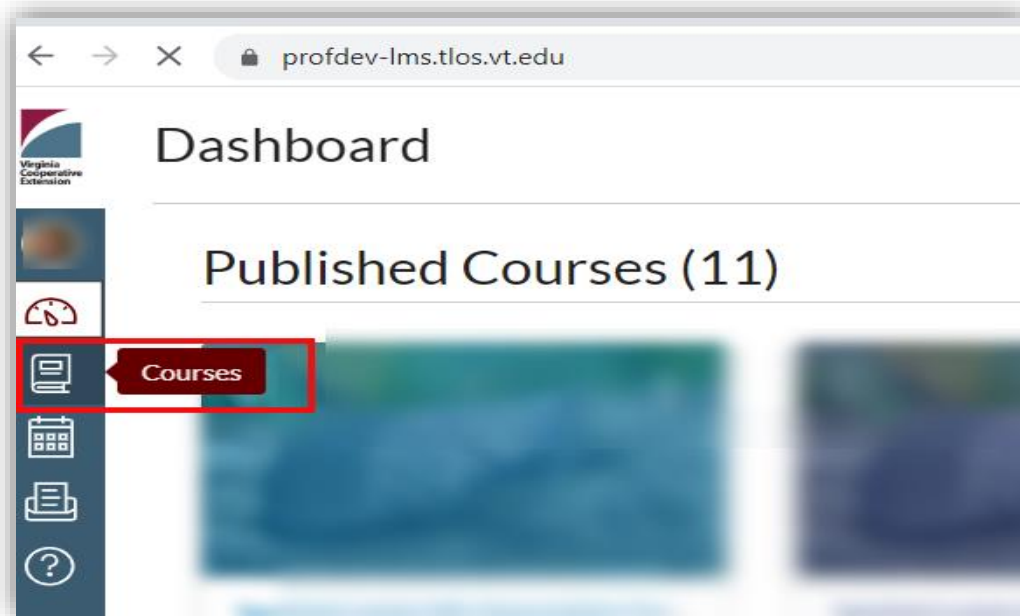


What to Expect After Registering for a VCE Program That Uses the Canvas System

7. Log in to Canvas using your Guest ID, which is the email address you used to register. The password is the one you set when activating the VT Guest Account. To reset your VT Guest account password, visit the Guest Account Management Service - Password Reset page at <https://webapps.es.vt.edu/gams/reset.do>. Enter the email address you used to register for the course.



8. Once you are logged into Canvas, you should see the course listed on your Dashboard. If you don't see it, click on Courses, and then All courses



If you experience any problems with this process, please send an email to vceprograms@vt.edu.